

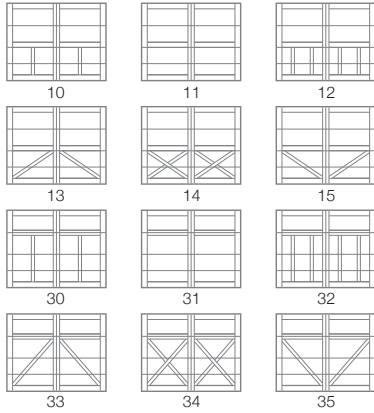
# 5400 OVERLAY CARRIAGE HOUSE WOOD

## PERSONALIZING OPTIONS

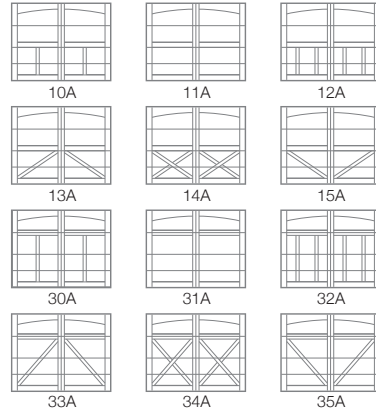
GOOD / **BETTER** / BEST

### CARRIAGE HOUSE DESIGNS

#### Square Tops



#### Arched Tops



### WOOD<sup>1</sup>



Cedar

Mahogany

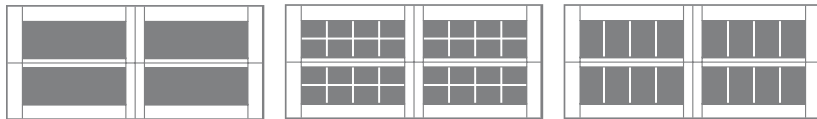


#### FIELD FINISHING

Unfinished wood doors must be finished prior to installation to maintain warranty coverage.

### WINDOW DESIGNS

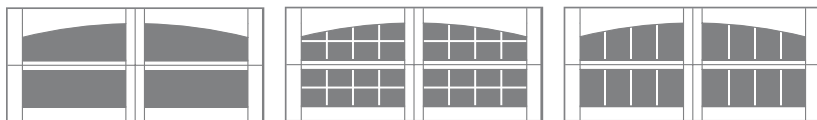
#### Double Row



Plain

Stockton

Madison

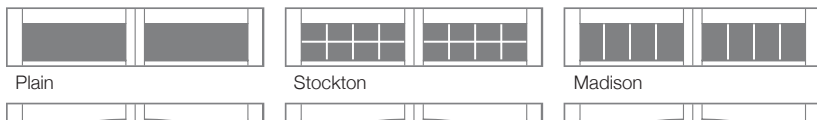


Arched Plain

Arched Stockton

Arched Madison

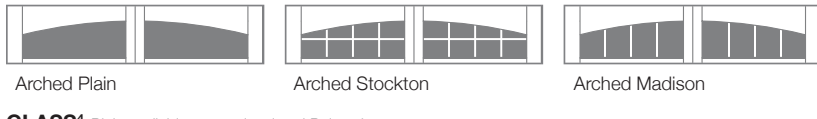
#### Single Row



Plain

Stockton

Madison




Arched Plain

Arched Stockton

Arched Madison

### GLASS<sup>4</sup> Plain available as non-insulated Polycarbonate



Plain

Tinted

Obscure

Glue Chip

Seeded

Faux

### EXTERIOR HARDWARE



Spade

Wrought Iron

Barcelona 1

Barcelona 2



## Specifications

<b>Panel Style</b>	Overlay
<b>Overlay Material</b>	Western Red Cedar or Fijian Mahogany
<b>Section Construction</b>	2-3/4" Thick - 2-Sided Steel
<b>Section Material</b>	27 <sup>2</sup> Ga. Steel
<b>Insulation Type</b>	Polystyrene
<b>R-value / Thermal Performance</b>	R-10.78
<b>Window Style<sup>3</sup></b>	Square or Arched
<b>Glass</b>	Insulated and Non-Insulated
<b>FBC Wind Load<sup>4</sup></b>	Non-Impact and Impact Rated
<b>TDI Wind Load<sup>4</sup></b>	Impact Rated Only
<b>Warranty</b>	Limited Lifetime on Sections 3 Years on Overlays 3 Years on Springs 6 Years on Hardware

<sup>1</sup> Refer to your local C.H.I. Dealer for exact wood type match. <sup>2</sup> Lower steel gauge [ga.] number indicates stronger steel. <sup>3</sup> Model number indicates design and window style. <sup>4</sup> Ask your local C.H.I. Dealer about our full line of wind load rated doors.

Your Local Garage Door Professional