

2250 RAISED PANEL SHORT

GOOD / BETTER / BEST

COLORS¹




White Almond Sandstone Brown



Bronze Gray Desert Tan Black

PAINTED WOODTONES¹



Modern Classic

SHORT WINDOW INSERTS



No Inserts



Stockton



Cascade



Prairie



Waterton



Sherwood



Cathedral



Sunburst

GLASS Plain available as Polycarbonate




Plain Frosted Tinted Obscure Glue Chip

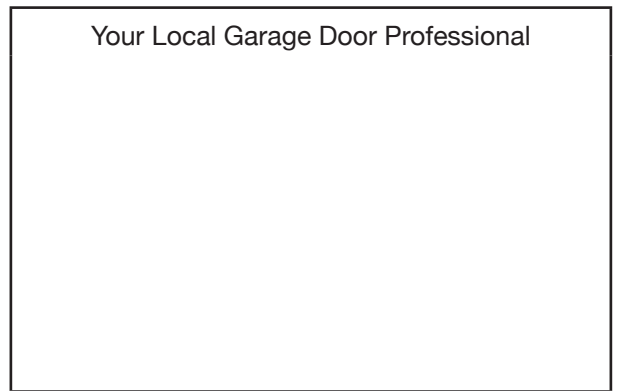


Specifications

Panel Style	Raised Panel
Section Construction	2in. Thick - 1-Sided Steel
Section Material	25 ² Ga. Steel
Insulation Type	No Insulation
R-value / Thermal Performance	—
Powder Coating¹	188 colors
Window Style³	Short [19.25in. x 12.75in.]
Glass	Non-Insulated
Wind Load	Non-Impact and Impact Rated
Warranty	Limited Lifetime on Sections 3 Years on Springs 6 Years on Hardware



¹ Refer to your local C.H.I. Dealer for exact color and woodtones match. ² Lower steel gauge [ga.] number indicates stronger steel. ³ Model number indicates window style.



Your Local Garage Door Professional