


# 2283 RAISED PANEL SHORT

GOOD / BETTER / **BEST**

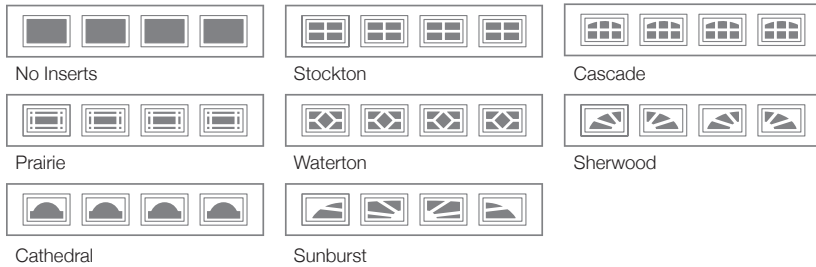
## COLORS<sup>1</sup>




## ACCENTS WOODTONES<sup>1</sup>




## SHORT WINDOW INSERTS



## GLASS Plain available as non-insulated Polycarbonate



## DESIGNER GLASS



*Hawthorne and Somerset shown in platinum leading; also available in brass leading.*



## Specifications

<b>Panel Style</b>	Raised Panel
<b>Section Construction</b>	2in. Thick - 2-Sided Steel
<b>Section Material</b>	27 <sup>2</sup> Ga. Steel
<b>Insulation Type</b>	Polystyrene
<b>R-value / Thermal Performance</b>	R-9.65
<b>Powder Coating<sup>1</sup></b>	188 colors
<b>Window Style<sup>3</sup></b>	Short [19.25in. x 12.75in.]
<b>Glass</b>	Insulated and Non-Insulated
<b>Wind Load</b>	Non-Impact and Impact Rated
<b>Warranty</b>	Limited Lifetime on Sections 3 Years on Springs 6 Years on Hardware



<sup>1</sup> Refer to your local C.H.I. Dealer for exact color and woodtones match. <sup>2</sup> Lower steel gauge [ga.] number indicates stronger steel. <sup>3</sup> Model number indicates window style.

